

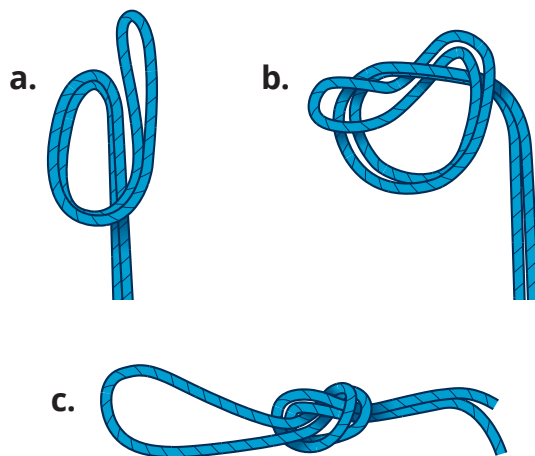
How to Make a Rope Re-boarding Device



Materials: 3 m (11'-14') Length of Rope


Step 1:

Make a loop at the bottom of the rope. Ensure ***the loop is big enough*** for your feet to fit into them.



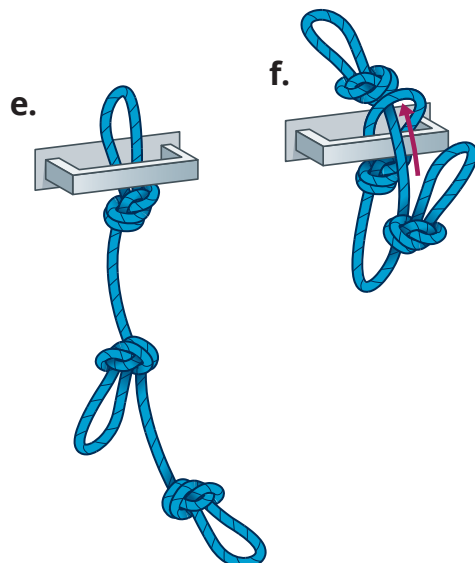
Step 2:

Make a second and a third loop above the first – approximately 1 foot between the loops.



Step 3:

Secure the rope to the stern of your boat.



Step 4:

Get into the water and test your rope ladder.

